

Religiosity and HIV-related behaviors among single ethnic minority adults in 12 high AIDS-prevalence ZIP codes in Broward County, Florida

Opportunities for places of worship

Kenneth C Obiaja MD MPH

REACH 2010

Robert Stempel School of Public Health

Florida International University



Outline

- Introduction and background
 - HIV/AIDS in ethnic minority communities
 - United States
 - Florida
 - South Florida
 - What has REACH been doing?
- Key findings regarding religion and HIV-related behavior
- Opportunities for places of worship
- References



Introduction and background

● United States

- By the end of 2003 – Approximately 1.1 million people living with HIV/AIDS.
- 40,000 become infected with HIV each year.
- HIV/AIDS cases by ethnicity.
 - African American - 50%
 - Whites – 30%
 - Hispanic – 18%
 - Asian/Native American/Pacific Islander – 2%
- Approximately 25% of all HIV-positives do not know their status.

Source: Centers for Disease Control and Prevention

Introduction and background (2)

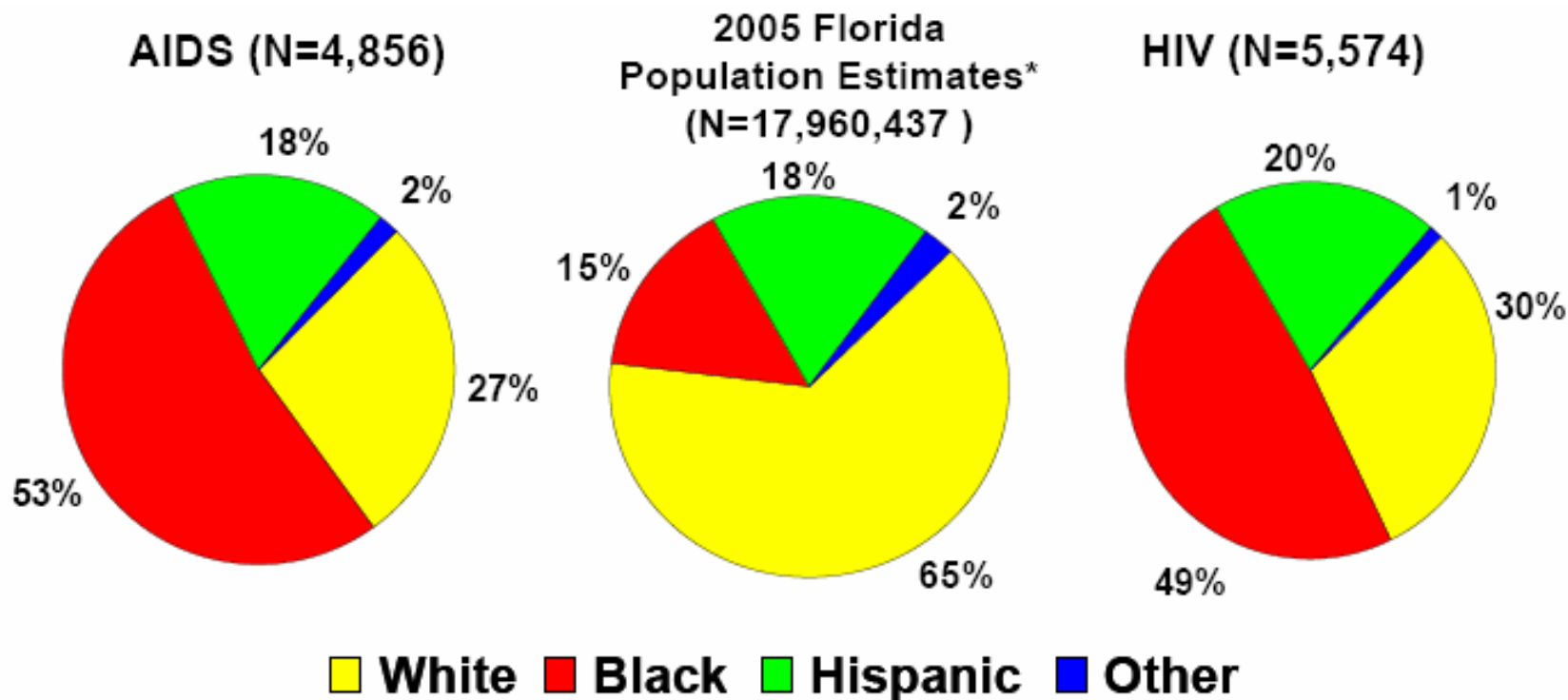
- Florida

- Approximately 15% of persons living with HIV/AIDS (PLWHA) in the US reside in this state.
- Number 2 in the nation for persons infected with HIV and living with AIDS.



Source: Florida Department of Health

Percent of adult AIDS cases by race/ethnicity, Florida, compared with percent of adult HIV cases by race/ethnicity, Florida, 2005



Comment: In 2005, blacks are over-represented among the AIDS and HIV cases, accounting for 53% of adult AIDS cases and 49% of adult HIV cases, but only 15% of the adult population. Hispanics represent 18% of the adult population and account for 18% of the adult AIDS cases and 20% of the adult HIV cases. A group is disproportionately impacted to the extent that the percentage of cases exceeds the percentage of population.

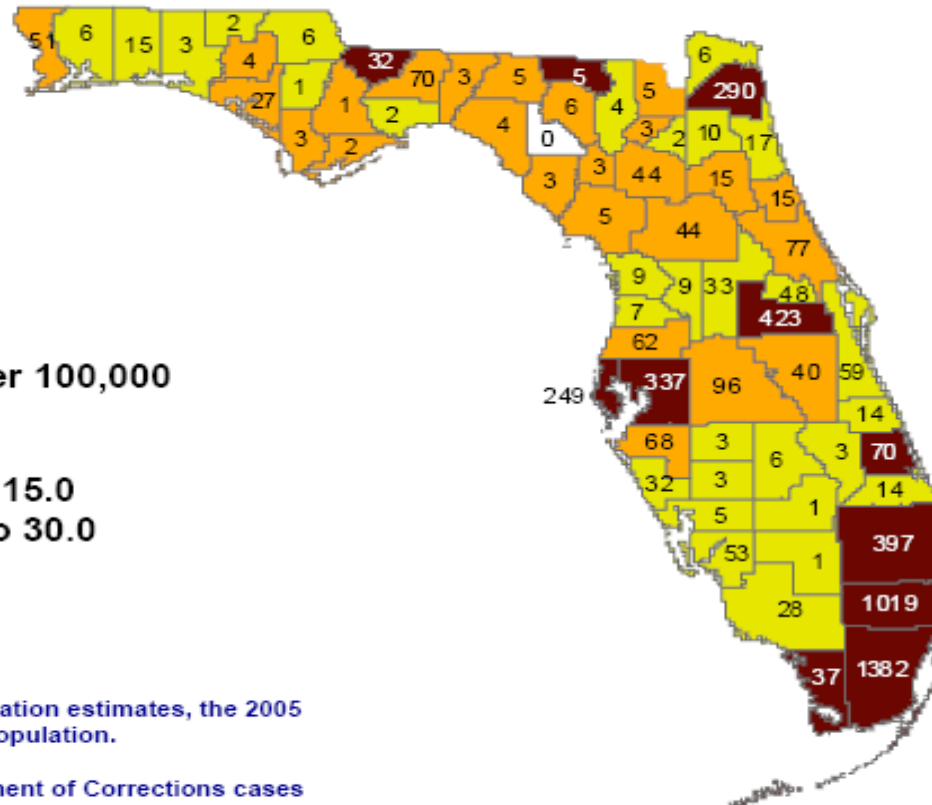
Source: Florida Department of Health

Introduction and background (3) – South Florida

HIV cases, by county of residence, Florida, 2005 (excluding Department of Corrections).

N=5,299

Case Rate per 100,000



Based on 2005 statewide population estimates, the 2005 state rate is 36.9 per 100,000 population.

*County totals exclude Department of Corrections cases (N=322). This map does not reflect HIV incidence. Numbers on counties are cases reported.

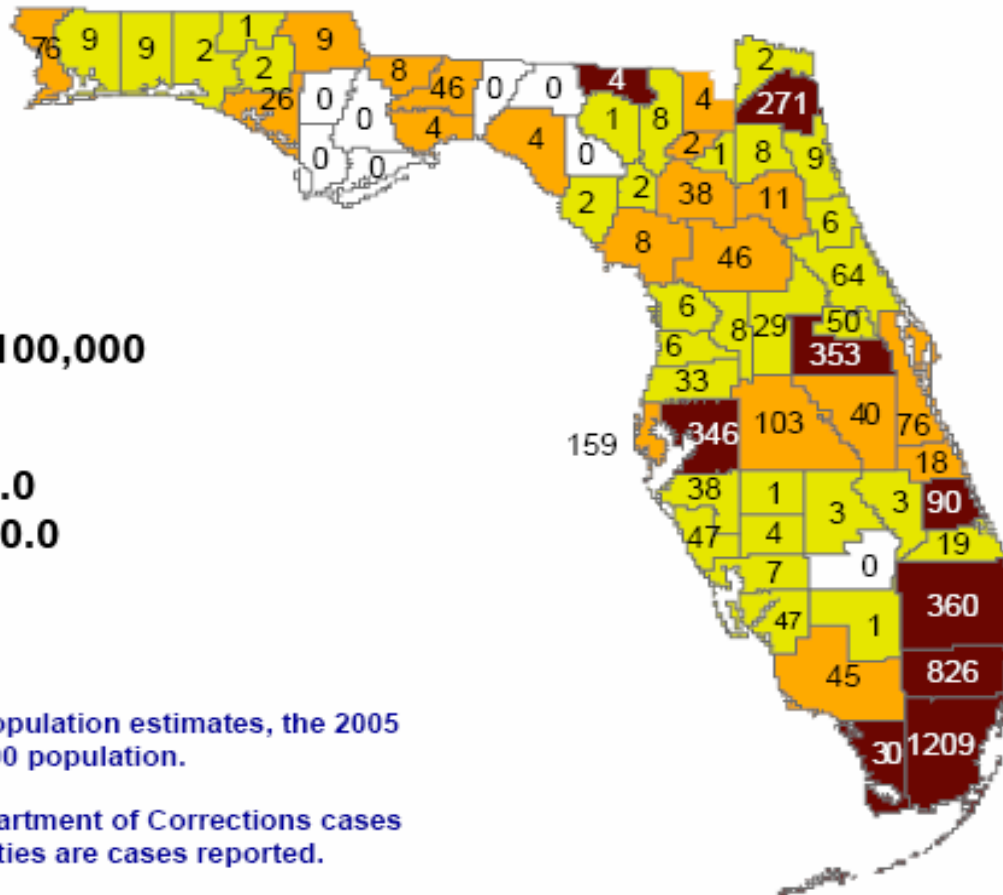
Source: Florida Department of Health

Introduction and background (4) – South Florida

AIDS cases and rates, by county of residence, Florida, 2005 (excluding Department of Corrections).

N=4,640

Case Rate per 100,000



Based on 2005 statewide population estimates, the 2005 state rate is 32.1 per 100,000 population.

*County totals exclude Department of Corrections cases (N=229). Numbers on counties are cases reported.

Source: Florida Department of Health

Introduction and background (5) - South Florida

Ethnic breakdown by counties in of PLWHAs

● Broward County

- 1 in 58 Blacks
- 1 in 216 Hispanics
- 1 in 207 Whites

● Miami-Dade County

- 1 in 44 Blacks
- 1 in 182 Hispanics
- 1 in 143 Whites

● Monroe County

- 1 in 60 Blacks
- 1 in 179 Hispanics
- 1 in 119 Whites

● Palm Beach County

- 1 in 42 Blacks
- 1 in 252 Hispanics
- 1 in 503 Whites

Source: Florida Department of Health

What has REACH 2010 been doing?

- What?
 - Create and/or increase awareness, participation, and ownership of the problem of HIV/AIDS.
- Where?
 - Ethnic minority communities (African American, Hispanic, Haitian, and Caribbean) in 12 high HIV/AIDS prevalence ZIP codes in Broward County, Florida.
- How?
 - Maintaining a presence and persistently conducting outreach to area residents (“horizontal outreach”).
 - Outreach to businesses, **organizations** and **community leaders** (“vertical outreach”).
 - **Strategic communications** to inform individuals and mobilize communities for collective action.
 - **Capacity building** and enhancement of the public health infrastructure.

How does REACH 2010 evaluate its work?

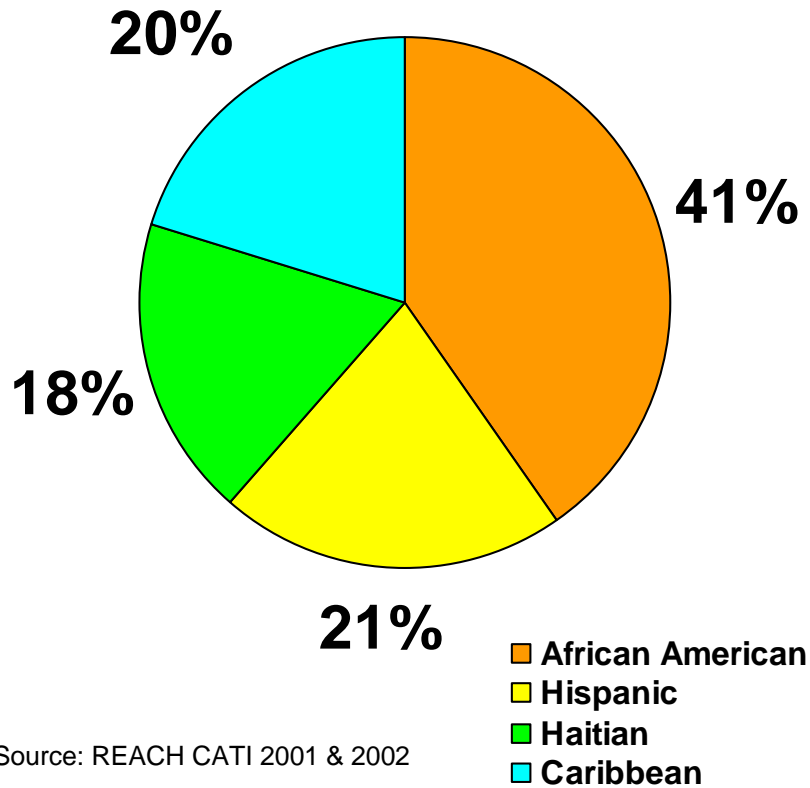
- Activity logs.
- Participant observation.
- Field notes and reports.
- Computer Assisted Telephone Interview (CATI) surveys of more than 2,000 community residents each round.
- Personal interviews and urine tests.

Areas of interest

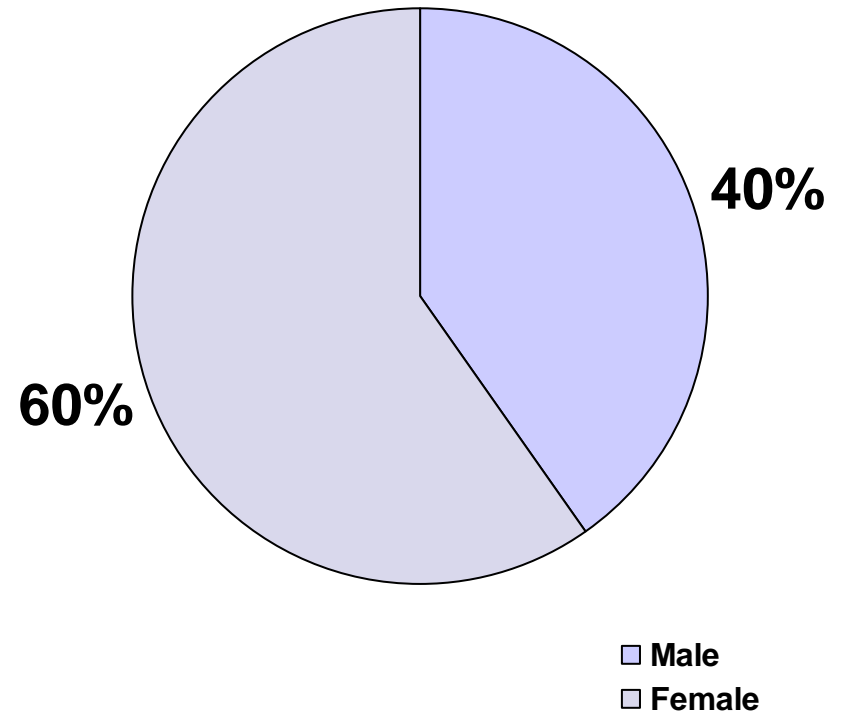
- Single and never married ethnic minority 18 – 39 year olds living in 12 high HIV-prevalence ZIP codes in Broward County in 2001 and 2002.
- Spirituality.
- Religiosity: frequency of attendance to a place of worship.
- HIV-related behavior.
 - Abstinence.
 - Condom use.
 - HIV-related information from a church or other place of worship.
 - HIV-antibody testing.

Demographic information

Ethnicity (n=1999)



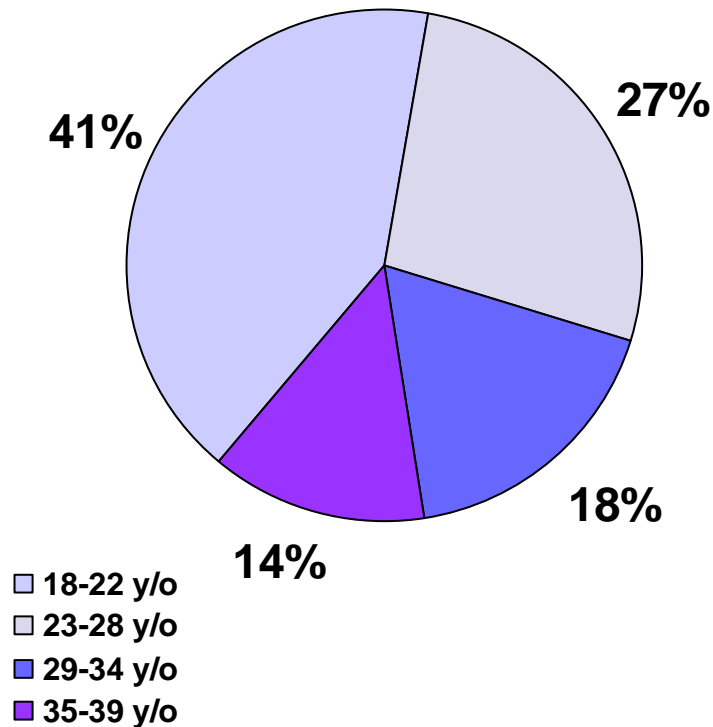
Gender (n=1999)



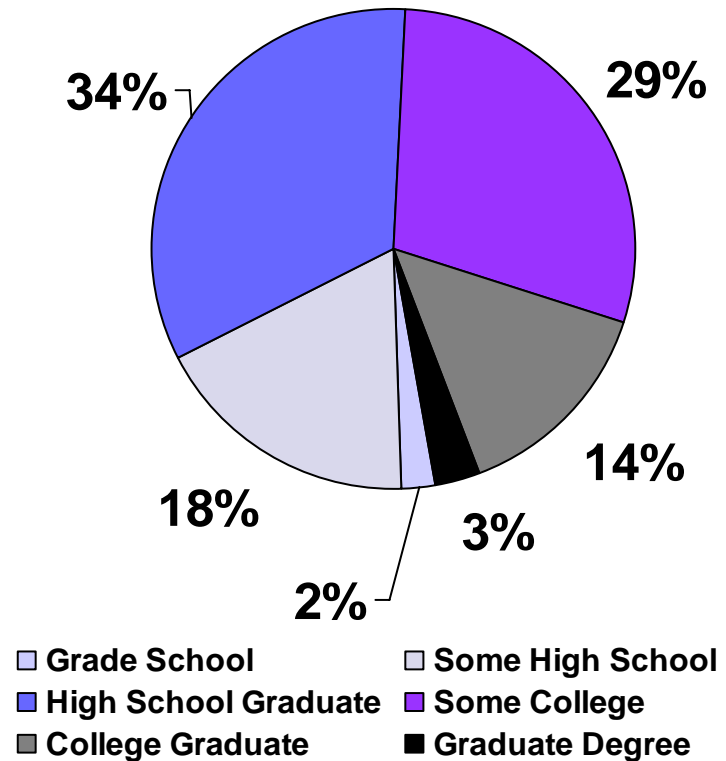
Source: REACH CATI 2001 & 2002

Demographic information (2)

Age groups (n=1999)



Education (n=1991)



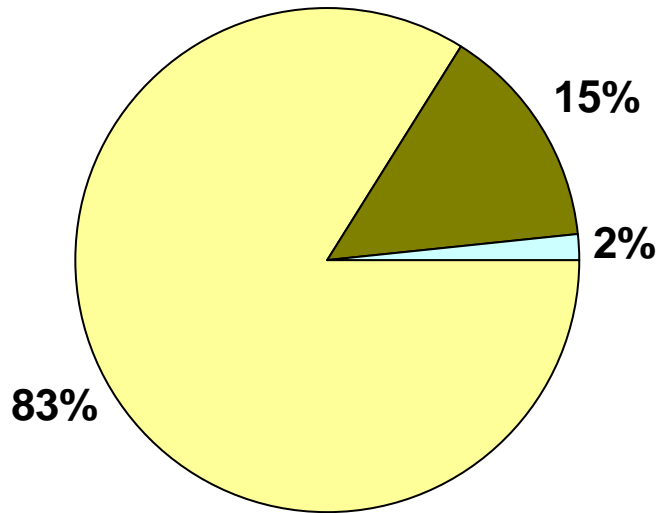
Source: REACH CATI 2001 & 2002

Spirituality, Religiosity and HIV-related Behaviors
REACH 2010 - January 2007



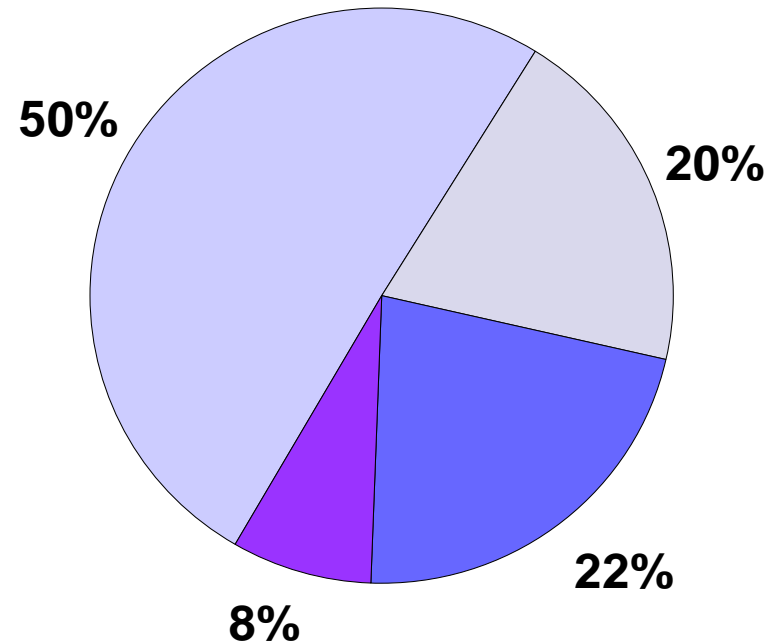
Spirituality and Religiosity

Do you consider yourself a spiritual person? (n=1999)



- Yes
- No
- Don't know

Attendance to a place of worship by spiritual persons (n= 1669)*




- Almost every week or more
- Once or twice a month
- A few times
- Not at all

* Excludes missing values

Source: REACH CATI 2001 & 2002



Key points so far



- Study population:
 - All are single or never married.
 - Mostly black.
 - Mostly female.
 - Less than 30 years old (Young).
 - Most are high school educated.
 - Overwhelmingly spiritual.
 - Most go to worship at least once a month or more.
 - All are resident in 12 high HIV-prevalence ZIP codes in Broward County, Florida.

Religiosity and ethnicity

Religiosity: How often do you visit a place or worship?	Ethnicity				Total
	African American	Hispanic	Haitian	Caribbean	
Almost every week or more	372 46.3%	128 30.5%	237 65.5%	166 41.0%	903 45.4%
Once or twice a month	159 19.8%	73 17.4%	46 12.7%	94 23.2%	372 18.7%
A few times	188 23.4%	133 31.7%	54 14.9%	110 27.2%	485 24.4%
Not at all	84 10.5%	86 20.5%	25 6.9%	35 8.6%	230 11.6%
Total	803 100.0%	420 100.0%	362 100.0%	405 100.0%	1990 100.0%

P<0.001

Source: REACH CATI 2001 & 2002

Religiosity and ethnicity (2)

Religiosity: How often do you visit a place or worship?	Ethnicity				Total
	African American	Hispanic	Haitian	Caribbean	
Every week or more	372 46.2%	128 30.3%	237 64.9%	166 40.8%	903 45.2%
Not every week	433 53.8%	294 69.7%	128 35.1%	241 59.2%	1096 54.8%
Total	805 100.0%	422 100.0%	365 100.0%	407 100.0%	1999 100.0%

P<0.001

Source: REACH CATI 2001 & 2002

HIV-related behavior

Abstinent in the past 12 months (n=1945)

Religiosity: How often do you visit a place or worship?		Ethnicity				Total
		African American	Hispanic	Haitian	Caribbean	
Every week or more	Not abstinent in the past 12 months	251 71.1%	80 63.5%	140 62.8%	96 61.5%	567 66.1%
	Abstinent in the past 12 months	102 28.9%	46 36.5%	83 37.2%	60 38.5%	291 33.9%
Total		353 100.0%	126 100.0%	223 100.0%	156 100.0%	858 100.0%
Less than every week	Not abstinent in the past 12 months	375 87.2%	253 87.5%	105 82.0%	197 82.1%	930 85.6%
	Abstinent in the past 12 months	55 12.8%	36 12.5%	23 18.0%	43 17.9%	157 14.4%
Total		430 100.0%	289 100.0%	128 100.0%	240 100.0%	1087 100.0%

P>0.05

Source: REACH CATI 2001 & 2002

HIV-related behavior

Condom use in the past 12 months

Ethnic distribution of respondents by religiosity and condom use in the past year (n=1475) *

	African American		Hispanic or Latino		Haitian		Caribbean		Total	
	Yes N (%)	No N (%)	Yes N (%)	No N (%)	Yes N (%)	No N (%)	Yes N (%)	No N (%)	Yes N (%)	No N (%)
Religiosity: Do you attend religious services once a week? **										
Sexually active. Used condom in the last 12 months										
Yes	205 (63.1)	303 (75.2)	56 (53.8)	201 (73.4)	91 (52.0)	84 (73.0)	71 (55.9)	163 (73.4)	423 (57.9)	751 (74.1)
No	120 (36.9)	100 (24.8)	48 (46.2)	73 (26.6)	84 (48.0)	31 (27.0)	56 (44.1)	59 (26.6)	308 (42.1)	263 (25.9)
Total	325 (100)	403 (100)	104 (100)	274 (100)	175 (100)	115 (100)	127 (100)	222 (100)	731 (100)	1014 (100)

* Missing data: respondents who reported never having sex.

** P>0.05

Source: REACH CATI 2001 & 2002

HIV-related behavior

Source of HIV-related information

Ethnic distribution of respondents by Religiosity, Source of HIV-related information (n=1999)

	African American		Hispanic or Latino		Haitian		Caribbean		Total	
	Yes N (%)	No N (%)	Yes N (%)	No N (%)	Yes N (%)	No N (%)	Yes N (%)	No N (%)	Yes N (%)	No N (%)
Religiosity: Do you attend religious services once a week?										
Church or any other religious organization as a source of HIV information *										
Yes	167 (44.9)	147 (33.9)	45 (35.2)	77 (26.2)	88 (37.1)	45 (35.2)	64 (38.6)	71 (29.5)	364 (40.3)	340 (31.0)
No	205 (55.1)	286 (66.1)	83 (64.8)	217 (73.8)	149 (62.9)	83 (64.8)	102 (61.4)	170 (70.5)	539 (59.7)	756 (69.0)
Total	372 (100)	433 (100)	128 (100)	294 (100)	237 (100)	128 (100)	166 (100)	241 (100)	903 (100)	1096 (100)

* p>0.05

Source: REACH CATI 2001 & 2002

HIV-related behavior

HIV-antibody testing in sexually active participants

Ethnic distribution of respondents by Religiosity and HIV-antibody testing in sexually active respondents (n=1492) *

	African American		Hispanic or Latino		Haitian		Caribbean		Total	
	Yes N (%)	No N (%)	Yes N (%)	No N (%)	Yes N (%)	No N (%)	Yes N (%)	No N (%)	Yes N (%)	No N (%)
Religiosity: Do you attend religious services once a week?										
Sexually active: Have you ever been tested for HIV? **										
Yes	200 (79.7)	314 (84.0)	53 (67.1)	181 (71.8)	86 (61.9)	62 (59.6)	66 (68.8)	157 (79.7)	405 (71.7)	714 (77.0)
No	51 (20.3)	60 (16.0)	26 (32.9)	71 (28.2)	53 (38.1)	42 (40.4)	30 (31.3)	40 (20.3)	160 (28.3)	213 (23.0)
Total	251 (100)	374 (100)	79 (100)	252 (100)	139 (100)	104 (100)	96 (100)	197 (100)	565 (100)	927 (100)

* Missing data: respondents who reported never having sex.

** p<0.001

Source: REACH CATI 2001 & 2002

Key points

- Most single and never married ethnic minority adults went to worship at least once a month.
- Almost half went to worship every week or more.
- Most weekly worshippers were sexually active in the past 12 months to being surveyed.
- Sexually active weekly worshippers were less likely to have used a condom for sex than those who did not worship as frequently.
- Few participants reported obtaining HIV-related information from a church or other place of worship.
- Sexually active weekly worshippers were less likely to have ever been tested for HIV than those who did not worship as frequently.

Opportunities for places of worship

- Recognize the historical role of religion and the clergy in community mobilization for social justice and change.
- Take advantage of central role religion plays in the 'values' system of ethnic minority communities.
- Utilize the position of trust and respect for the clergy that members of the community have.
- Highlight the fact that places of worship serve not only as centers of religious activity but also places of social interaction and support to underserved communities.

References

- Broward County Health Department
 - <http://www.browardchd.org/Services/AIDS/Statistics.htm>
- Centers for Disease Control and Prevention (CDC).
 - www.cdc.gov/hiv/
- The Florida Department of Health: Bureau of HIV/AIDS
 - http://www.doh.state.fl.us/Disease_ctrl/aids/index.html
- The REACH 2010 Project.
 - www.fiu.edu/~reach.
 - Tel: 1-877-HIV-FREE